


**Odenwälder Filtersysteme GmbH**  
your partner for filter-, mixing- and  
shut-off nozzles



## Distribution network: OFS global supplier

### Deutschland

Odenwälder Filtersysteme GmbH  
Industriegebiet III  
Im Krötenteich 3a  
D-74722 Buchen/Odw.  
phone: +49 6281 404-393  
fax: +49 6281 404-391  
E-mail: info.ofs@okw.com  
www.ofs-filtersysteme.de

### Frankreich

Nickerson Machines France  
Rue de Nancy  
F-68220 Hesingue  
phone: +33 38 967 11 04  
fax: +33 38 967 10 83  
E-mail: cdetzel@nickerson-france.com  
www.nickerson-france.com

### Schweiz

Odenwälder Filtersysteme GmbH  
Im Krötenteich 3a - 74722 Buchen  
Steffen Thüry  
phone: +49 62 81 404-398 - fax: +49 6281 404-391  
E-Mail: thuerys@okw.com

### Italien

TECNOSTYLE S.r.l. Società unipersonale  
Via Monte Bianco, 8/10 Zona Industriale Turcata  
I-31040 - Falze Di Trevignano (TV)  
phone: +39 0423 -812490 / -670948 - fax: +39 0423 679553  
www.tecnostyle.com - E-mail: tecnostyle@tecnostyle.com

### Schweden, Norwegen, Dänemark

TEMEC AB  
Box 204 - 591 23 Motala  
SE-Medevivägen 73  
phone: +46 141-23 70 60 vxl - fax: +46 141-23 70 61  
E-mail: info@temec.se - www.temec.se

### Österreich

Alboroc GmbH  
Bibinger Straße 14  
D-85540 Haar  
phone: +49 8982/952636 - fax: +49 8982/952637  
E-mail: info@alboroc.com



### Tschechien

okatec spol. s r.o.  
Zámecká 193  
CZ-564 01 Žamberk  
phone: +420 465 618 061 - fax: +420 465 618 062  
E-mail: vinfo@okatec.cz

### Polen

P.P.H.U. TRANS-WEST GmbH Sp. zo.o.  
ul. Prądyńskiego 2 0  
PL-63-000 Środa Wlkp.  
phone: +48 61 28 702 64 - fax: +48 61 28 526 63  
E-mail: transwest@telvinet.pl

### Estland, Lettland, Litauen, Russland, Weissrussland

Plastic Service OÜ  
Viru pst. 21-39  
40233 Sillamäe - Estonia  
phone: +372 511 01 89 - +372 555 88 981  
fax: +372 39 24 399  
E-mail: info@plasticservice.net - www.plasticservice.net

# Contents

<b>The Company</b> .....	page 4-5
<b>Selection chart standard filternozzles</b> .....	page 6
<b>OFS-filterinsert</b> .....	page 7
<b>OFS-filternozzles</b>	
• type S .....	page 8-9
• type SR .....	page 10-13
• type SF .....	page 14-15
• type UR .....	page 16-19
• type RS .....	page 20
• hopper magnets .....	page 21
<b>OFS-shut off nozzles</b>	
• type NV .....	page 22-23
• type FV .....	page 24-25
<b>OFS-mixing nozzle</b>	
• type FMD .....	page 26-27
<b>plastic leakproof OFS-machine nozzle</b> .....	page 28-31
<b>OFS-thermal conductive nozzle</b> .....	page 32-33
<b>OFS-machine nozzles/nozzle tips/adapters</b> .....	page 34-39

# Odenwälder Filtersysteme GmbH

... your reliable partner for filtration, mixing and shut-off technology.



With over 30 years experience that goes beyond the beginnings of melt filtration, our company Odenwälder Filtersysteme GmbH has managed to secure a leading market position over in recent years.

## 1984

The first nozzles were developed by Mr. Karl-Heinz Dörsam and tested thoroughly in collaboration with universities. Because of the significant improvements they made in the injection moulding process, this new technology achieves a huge awareness in the market.

## 1996

Because of the increased demand for the nozzle systems, a new division, the "Profit-Center GEDU", was established. Mr. Karl-Heinz Dörsam was employed as division manager.

## 2003

For economic reasons, the profit centre that had thus far been part of the company was separated from the main company OKW and re-established under the name **Odenwälder Filtersysteme GmbH**. This new formation provided an opportunity to carry out a change of generations. Employee Michael Dörsam became the new managing director.

## 2009

For space reasons, the company was also physically separated from the main company. The new production premises was opened in May.

## 2017

expansion of the production area

## Products:

Melt filter systems for thermoplastic and elastomer processing make up the core activity of Odenwälder Filtersysteme GmbH, and our range has been expanded to include a few other products, such as shut-off, mixing, machine and specially designed nozzles, hopper magnets, heaters, etc., because of close customer contact and market the demand.

## Philosophy:

Customer satisfaction and manufacturing of the highest quality products is our top goal. To achieve these targets, the company is constantly in touch with industry specialists and institutions. Our employees stand out due to their flexibility and are constantly adapting to the latest industry developments through further education and training.

Our constant contact with customers helps us recognise needs early and thus our company has positioned itself as a problem-solver in the field of nozzles.

## Benefits for our customers:

With our own nozzles developed and produced in-house, including some which have international patents, we offer our customers a sophisticated product that has proven itself over a long period of time, with several advantages in injection moulding production:

- **trouble-free injection moulding**
- **longer running time**
- **no blockages and damages of tools and hot runners due to foreign bodies**
- **quick and easy cleaning**
- **low loss of pressure and minimal friction**
- **variable filter sizes thanks to changeable inserts**
- **short payback period**
- **large variety of uses thanks to different model versions**
- **simple assembly instead of machine nozzle**
- **can be used with any injection moulding tool**

For these reasons, we have been able to gain many satisfied customers from a variety of industry sectors around the world.



## Service:

We will continue to direct all our efforts towards satisfying our customers in the future and thereby further strengthen and expand our market position. We look forward to continuing our fruitful and trusting cooperation with you.

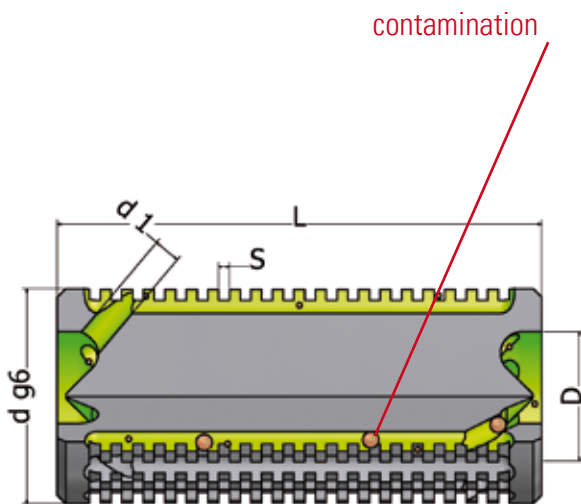
## Selection guide for OFS-standard-filternozzles:

nozzle type	S-nozzle	SR-nozzle	SF-nozzle	UR-nozzle	SF-filterinsert
<b>material</b>					
<b>amorphous</b>					
PMMA	●	●	□	□	□
ABS	●	●	●	●	●
SAN	●	●	●	●	●
PS	●	●	●	●	●
PVC	●	□	○	○	○
PC	●	□	○	○	○
<b>semicrystalline</b>					
PE	●	●	●	●	●
PP	●	●	●	●	●
PA	●	●	●	●	●
POM	●	□	○	○	○
<b>additives</b>					
flame retardants	●	●	□	□	□
reinforcements	●	●	□	□	□
<b>*handling efforts</b>	-	-	-	-	-
<b>*shot weights</b>	type I 150 g type II 500 g type III 1200 g type IV 2500 g type V 4000 g	type I 150 g type II 500 g type III 1200 g type IV 2500 g	type I 200 g type II 400 g type III 1200 g	type I 400 g type II 1300 g type III 3000 g	type I 200 g type II 400 g type III 1200 g
<b>Clarification</b>	<b>material:</b> ● suitable □ limited suitable ○ unsuitable	<b>*handling efforts</b> - no special knowledge needed (easy handling / only screw in and out of parts) + specific knowledge needed (requires handling in the correct sequence) ++ more specific knowledge needed (handling more complex than „+“)			<b>*shot weights</b> The possible shot weight is dependent on the material (MFI/MVR), the filtration gap and the injection time. The data shown is only given as a tendency (the data is determined with a filtration gap and material PS).

# OFS-filterinsert



!!! filtersizes up from 0,2 mm possible!!!



mm	L	d	D	d1	S
type 1	45	ø 14	ø 8	ø 2.5	0.2, 0.3, 0.6, 0.8, 1.0
type 2	45	ø 20	ø 12	ø 2.8	0.2, 0.4, 0.6, 0.8, 1.0
type 3	50	ø 25	ø 16	ø 3.8	0.2, 0.4, 0.6, 0.8, 1.0

The measurements in the list can be delivered from stock. If other measurements are needed, please inquire.

## Application fields:

### - characteristic:

The OFS-filterinsert is a mechanical filter. It ensures the undisturbed processing on hot runner systems and moulds with small feed points.

The OFS-filterinsert prevents blockages of feed points caused through contamination. Because it's huge filtration surface, you get only a small pressure loss and friction.

A huge advantage of the OFS-filterinsert is it's very simple cleaning. The contaminations are filtered out at the diameter of the filter insert and can be removed through simple brush off.

The OFS-filterinsert can be delivered in three different sizes with several filtration gaps, as you can find in the list below.

### - function:

The OFS-filterinsert is fitted in a hole in the nozzle. Its design is symmetrical, so that no mistakes can happen during the installation.

The melt flows through the drills on the one side into the run-in canals. These run in canals are closed at the other end so that the melt is diverted over the filtration gaps, which are positioned along the complete length of the run in canals. Through the filtration gaps, the contaminants are filtered out. The cleaned melt flows into the run-out canals, which are opened in the flow direction, so that the cleaned melt can be injected into the mould. The OFS-filterinsert ensures the filtration of every contamination, metallic or non-metallic (metal, glass, stones, wood, foreign granules,....) down to the smallest particle sizes.

# OFS-filternozzle type S



## Application fields:

### - suitable materials:

The OFS-filternozzle type S is highly suitable for processing all technical plastic materials. The nozzle is particularly suitable when frequent changes of color and material are carried out.

Because of the optimally rheological design, the nozzle is also suitable for reinforced materials. But for reinforced materials, we recommend special coatings. The coatings counteract the abrasive and corrosive attacks of the reinforced materials and increase the life span of the filternozzle.

### - shot weights:

The possible shot weight is dependent on the material, the filtration gap and the injection time. The OFS-filternozzle type S is offered in five sizes. As a guide, the following data can be used (filtration gap  $S=0.6$  mm and material PS)

**type SI** → **appr. 150 g**

**type SII** → **appr. 500 g**

**type SIII** → **appr. 1200 g**

**type SIV** → **appr. 2500 g**

**type SV** → **appr. 4000 g**

### - cleaning-expenditure:

Very simple handling (screw in and out of parts).

### - filtration gap:

Filtortorpedos with filtration gaps (mm)  
 $S=0.25, 0.3, 0.4, 0.6, 0.8, 1.0, 1.2, 1.4, \dots$   
 can be delivered from stock.

## Handling:

1. Lift of aggregate.
2. Spray off.
3. Pressure relief (move back the screw).
4. Screw out nozzlehead (5) (ring spanner is included in the delivery).
5. Take out filtortorpedo (2).
6. If necessary, remove remaining material carefully.
7. Install the changing-set (nozzlehead and filtortorpedo) and tighten it (handle thread with heat resistant molycote).
8. Start again injection moulding process.
9. Clean changing-set (nozzlehead and filtortorpedo) for next cleaning-process.

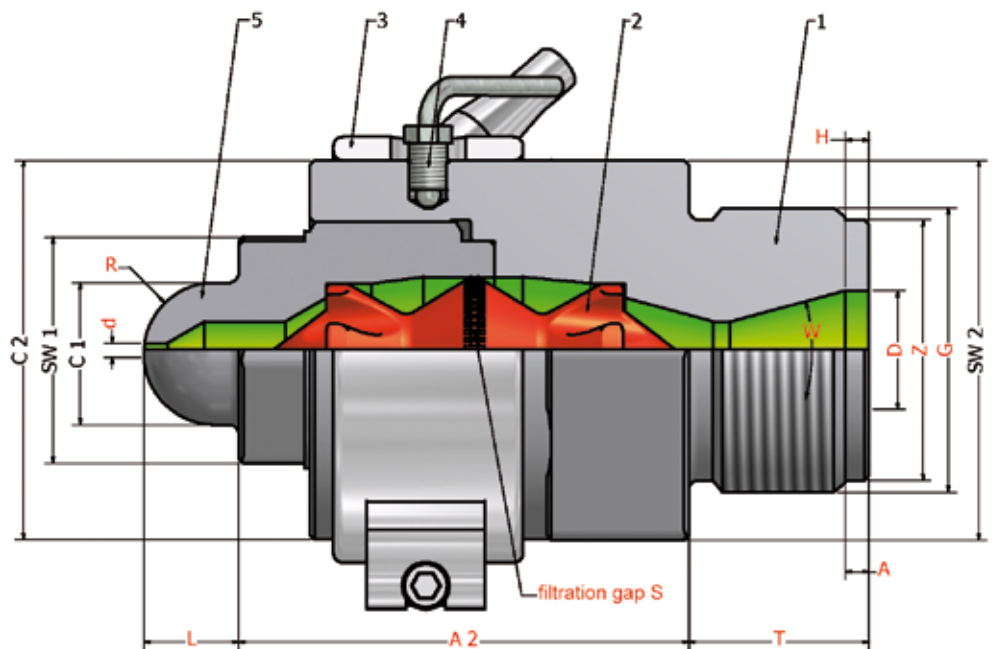


## Dimensions

datas and standard dimensions (mm)		SI	SII	SIII	SIV	SV
possible shot weight*	gr.	150	500	1.200	2.500	4.000
max. injection pressure	bar	3.000	3.000	3.000	3.000	3.000
length	A2	75	96	125	154	198
head diameter	C1	30	30	40	40	60
base diameter	C2	60	80	100	110	130
head hexagon	SW1	32	46	60	60	80
base hexagon	SW2	60	80	90	90	100

\*at PS and S= 0,6 mm

- 1 nozzle base
- 2 filtertorpedo
- 3 heater
- 4 thermocouple
- 5 nozzlehead




required dimensions (mm)		required informations		
machine thread	G		material (MFI)	
T/ A/ D/ Z/ W°/ H		specify if required	shot weight	gr.
filtration gap	S		melt temperature	C°
length of nozzlehead	L		injection time	sec
drill	d		injection pressure (specific)	bar
radius / surface	R		machine type	
			screw diameter	mm


### additional options:

- with shut-off function
- nozzlehead with dip nozzle
- nozzlehead with internal thread
- with mixing insert
- nozzle base with needle seat
- etc.

filtration gap up from S= 0,25 mm  
 filter gap up from SP= 0,1 mm



# OFS-filternozzle type SR



## Application fields:

### - suitable materials:

The OFS-filternozzle type SR is highly suitable for processing all technical plastic materials. Because of the optimally rheological design, the nozzle is also suitable for slightly reinforced materials. But for reinforced materials, we also recommend special coatings. The coatings counteract the abrasive and corrosive attacks of the reinforced materials and increase the life span of the filternozzle.

### - shot weights:

The possible shot weight is dependent on the material, the filtration gap and the injection time. The OFS-filternozzle type SR is offered in four sizes. As a guide, the following data can be used (filtration gap  $S = 0.6$  mm and material PS):

**type SRI** → **appr. 150 g**

**type SRII** → **appr. 500 g**

**type SRIII** → **appr. 1200 g**

**type SRIV** → **appr. 2500 g**

### - cleaning-expenditure:

Very simple handling (screw in and out nozzlehead)

### - filtration gap:

Filtortorpedos with filtration gaps (mm)  
 $S = 0.25, 0.3, 0.4, 0.6, 0.8, 1.0, 1.2, 1.4, \dots$   
 can be delivered from stock.

## Handling:

1. Lift of aggregate.
2. Spray off.
3. Pressure relief (move back the screw).
4. Screw out nozzlehead (6) to the marked of cleaning-position (7) (ring spanner is included in the delivery)

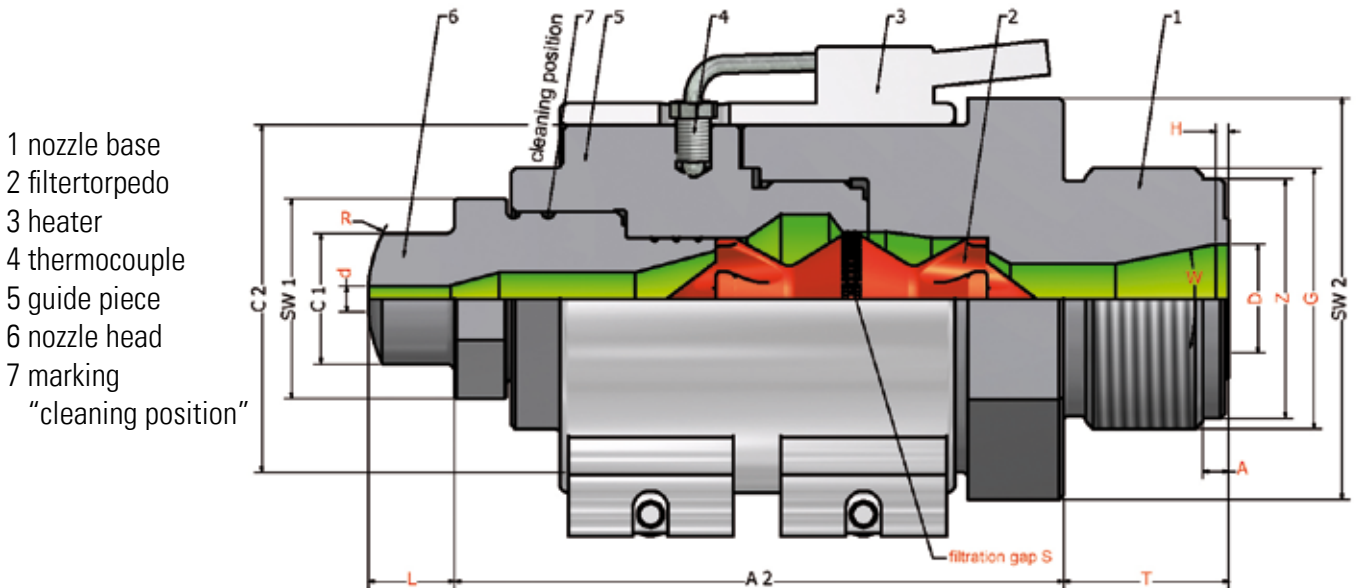
**! Attention, safety warning, screw out only to marked position !**

5. Reduce injection pressure. Spray off once or twice in the open air. Observe the safety-regulations!
6. Screw in nozzlehead (6) and tighten it.
7. Start again process of moulding injection.

## Dimensions

datas and standard dimensions (mm)		SRI	SRII	SRIII	SRIV
possible shot weight*	gr.	150	500	1.200	2.500
max. injection pressure	bar	2.500	2.500	2.500	2.500
length	A2	115	140	190	220
head diameter	C1	30	30	40	40
base diameter	C2	60	80	100	110
head hexagon	SW1	32	46	60	60
base hexagon	SW2	60	80	90	90

\*at PS and S= 0,6 mm

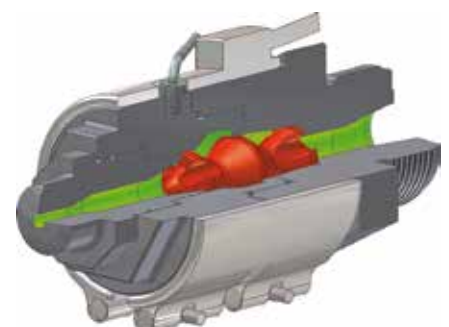



required dimensions (mm)		required informations		
machine thread	G		material (MFI)	
T/ A/ D/ Z/ W°/ H		specify if required	shot weight	gr.
filtration gap	S		melt temperature	C°
length of nozzlehead	L		injection time	sec
drill	d		injection pressure (specific)	bar
radius / surface	R		machine type	
			screw diameter	mm

### additional options:

- with shut-off function
- nozzle head with dip nozzle
- nozzlehead with internal thread
- with mixing insert
- nozzle base with needle seat
- etc.

filtration gap up from S= 0,25 mm  
 filter gap up from SP= 0,1 mm

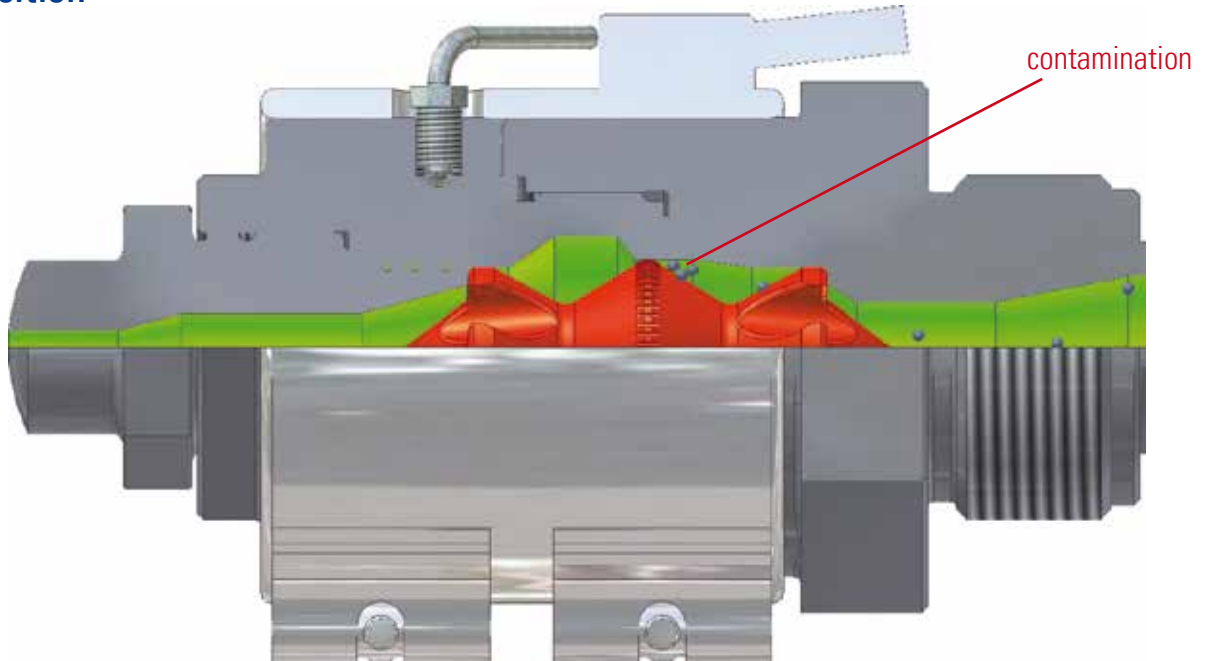




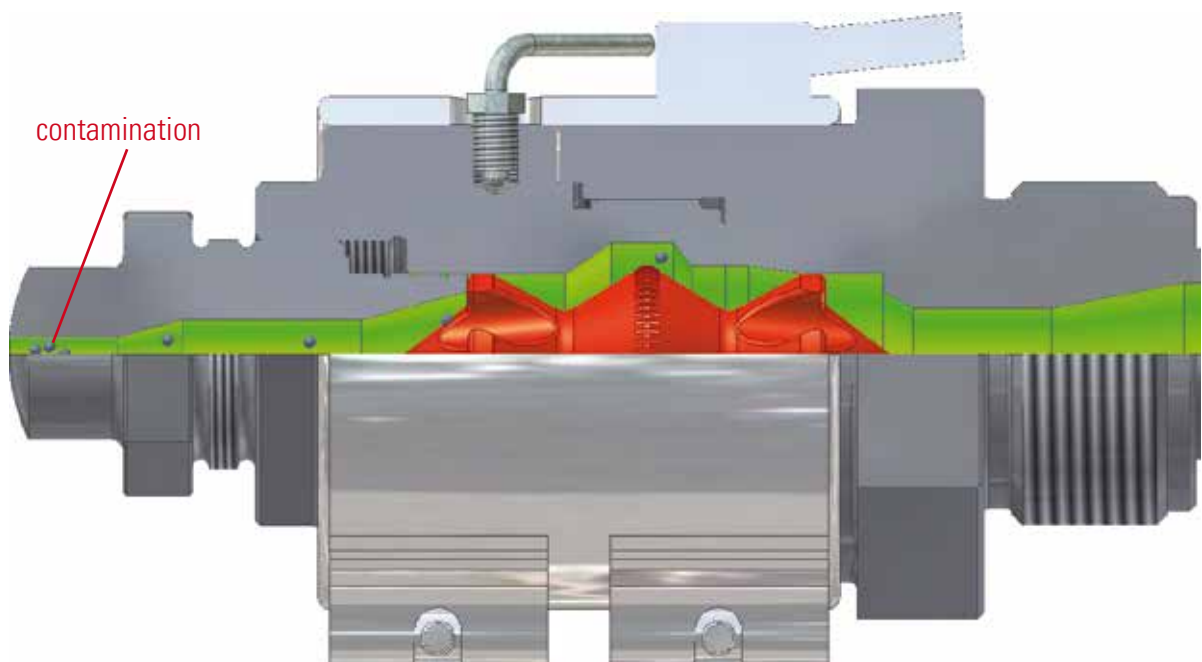
## OFS-filternozzle type SR

**the optimum nozzle  
for engineering plastics  
with quick cleaning**

filter position



cleaning position



**! Attention, safety warning, screw out only to marked position !**

## OFS-filternozzle type SF



### application fields:

#### - suitable materials:

The OFS-filternozzle type SF is highly suitable for processing of all unreinforced standard-plastics (f.e. PE, PP, PS, ABS, PA). For reinforced materials, like glass fibre and flame retardant, the nozzle is not suitable. Because of the change in the flow direction while the filtration, the nozzle has an additionally homogenization or mixing effect, especially for applications with blended materials.

#### - shot weights:

The possible shot weight is dependent on the material, the filtration gap and the injection time. The OFS-filternozzle type SF is offered in 3 sizes. As a guide, the following datas can be used (filtration gap  $S=0.6$  mm and material PS):

**type SFI → appr. 200 g**

**type SFII → appr. 400 g**

**type SFIII → appr. 1200 g**

#### - cleaning-expenditure:

Very simple handling (screw in and out parts).

#### - filtration gap:

Filterinserts with filtration gaps (mm)  
up from  $S=0.2$  mm can be delivered from stock

### Handling:

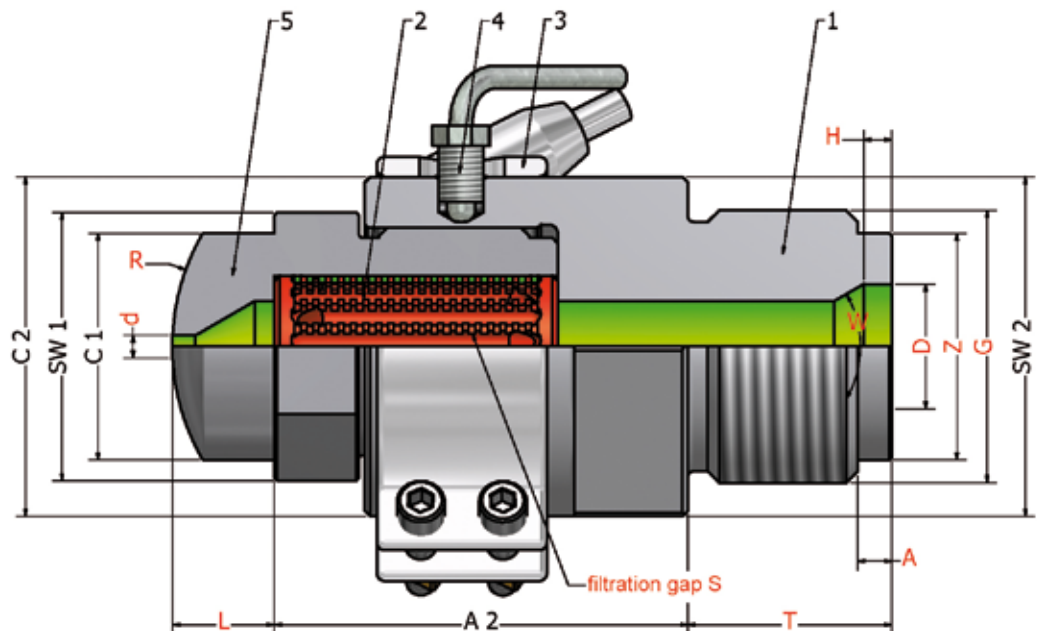
1. Lift off aggregate.
2. Spray off.
3. Pressure relief (move back the screw).
4. Screw out nozzlehead (5) (ring spanner is included in the delivery).
5. Take out filterinsert (2).
6. If necessary, remove remaining material carefully. Sealing surfaces must be clean.
7. Put in changing-set (nozzlehead and filter insert) and tighten it (handle thread with heat resistant molycote).
8. Start again injection moulding process.
9. Clean changing-set (nozzlehead and filter insert) for the next cleaning-process.

## Dimensions

datas and standard dimensions (mm)		SFI	SFII	SFIII
possible shot-weight*	gr.	200	400	1.200
max. injection pressure	bar	3.000	3.000	3.000
length	A2	55	71	71
head diameter	C1	24	40	40
base diameter	C2	40	60	60
head hexagon	SW1	27	41	41
base hexagon	SW2	41	60	60

\*at PS and S= 0,6 mm

- 1 nozzle base
- 2 filterinsert
- 3 heater
- 4 thermocouple
- 5 nozzlehead



required dimensions (mm)		required informations		
machine thread	G		material (MFI)	
T/ A/ D/ Z/ W°/ H		specify if required	shot weight	gr.
filtration gap	S		melt temperature	C°
length of nozzlehead	L		injection time	sec
drill	d		injection pressure (specific)	bar
radius / surface	R		machine type	
			screw diameter	mm

### additional options:

- with shut-off function
- nozzlehead with dip nozzle
- nozzlehead with internal thread
- with mixing insert
- nozzle base with needle seat
- etc.

filtration gap up from S= 0,25 mm  
 filter gap up from SP= 0,1 mm



# OFS-filternozzle type UR



## Application fields:

### - suitable materials:

The OFS-filternozzle type SF is highly suitable for processing of all unreinforced standard-plastics (f.e. PE, PP, PS, ABS, PA). For reinforced materials, like glass fibre and flame retardant, the nozzle is not suitable. Because of the change in the flow direction while the filtration, the nozzle has an additionally homogenization or mixing effect, especially at applications with blend.

### - shot weights:

The possible shot weight is dependent on the material, the filtration gap and the injection time. The OFS-filternozzle type UR is offered in three sizes. As a guide, the following data can be used (filtration gap  $S=0.6$  mm and material PS):

**type URI → appr. 400 g**

**type URII → appr. 1300 g**

**type URIII → appr. 3000 g**

### - cleaning-expenditure:

Very simple handling (Screw in and out nozzlehead)

### - filtration gap:

Filter inserts with filtration gaps (mm) up from  $S=0.2$  mm can be delivered.

## Handling:

1. Lift of aggregate.
2. Spray off.
3. Pressure relief (move back the screw).
4. Screw out nozzlehead (5) to the beginning of the thread (6). According to the nozzle-type 4-8 mm (ring spanner is included in the delivery).
- ! Attention, safety warning, screw out only to marked position !**
5. Reduce injection pressure. Spray off once or twice in to the open. Observe the safety-regulations!
6. Screw in nozzlehead (5) and tighten it.
7. Start again injection moulding process.

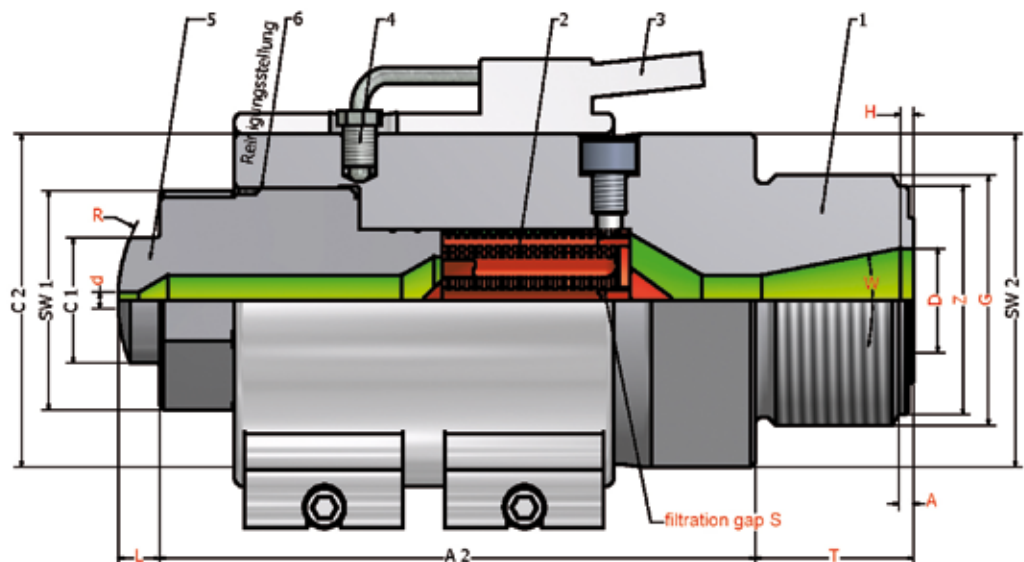


## Dimensions

datas and standard dimensions (mm)		URI	URII	URIII
possible shot-weight*	gr.	400	1.300	3.000
max. injection pressure	bar	3.000	3.000	3.000
length	A2	115	140	170
head diameter	C1	30	30	40
base diameter	C2	60	80	100
head hexagon	SW1	32	46	60
base hexagon	SW2	60	80	90

\*at PS and S= 0,6 mm

- 1 nozzle base
- 2 filterinsert
- 3 heater
- 4 thermocouple
- 5 nozzlehead
- 6 beginning of the thread

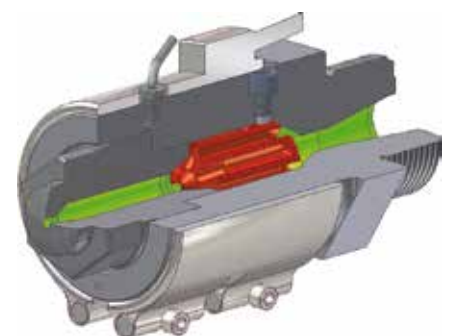



required dimensions (mm)		required informations		
machine thread	G		material (MFI)	
T/ A/ D/ Z/ W°/ H		specify if required	shot weight	gr.
filtration gap	S		melt temperature	C°
length of nozzlehead	L		injection time	sec
drill	d		injection pressure (specific)	bar
radius / surface	R		machine type	
			screw diameter	mm

### additional options:

- with shut-off function
- nozzlehead with dip nozzle
- nozzlehead with internal thread
- with mixing insert
- nozzle base with needle seat
- etc.

filtration gap up from S= 0,2 mm  
 filter gap up from SP= 0,1 mm

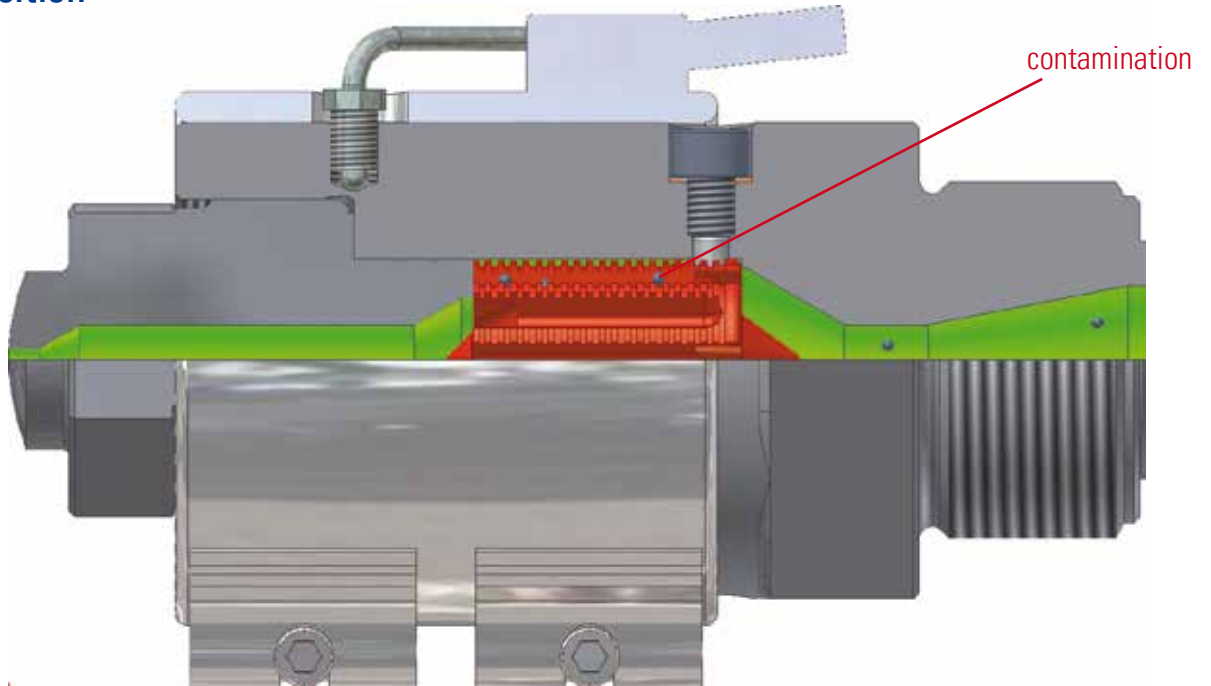




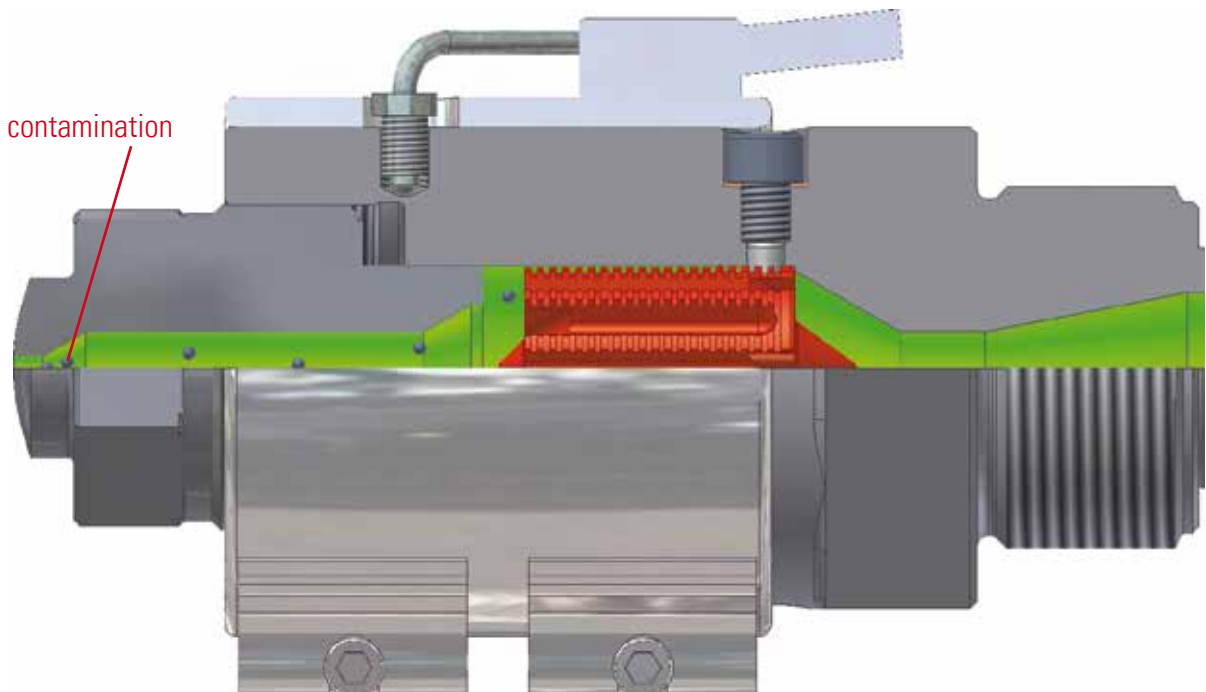
## OFS-filternozzle type UR

**the optimum nozzle  
for standard plastics  
with quick cleaning**

filter position

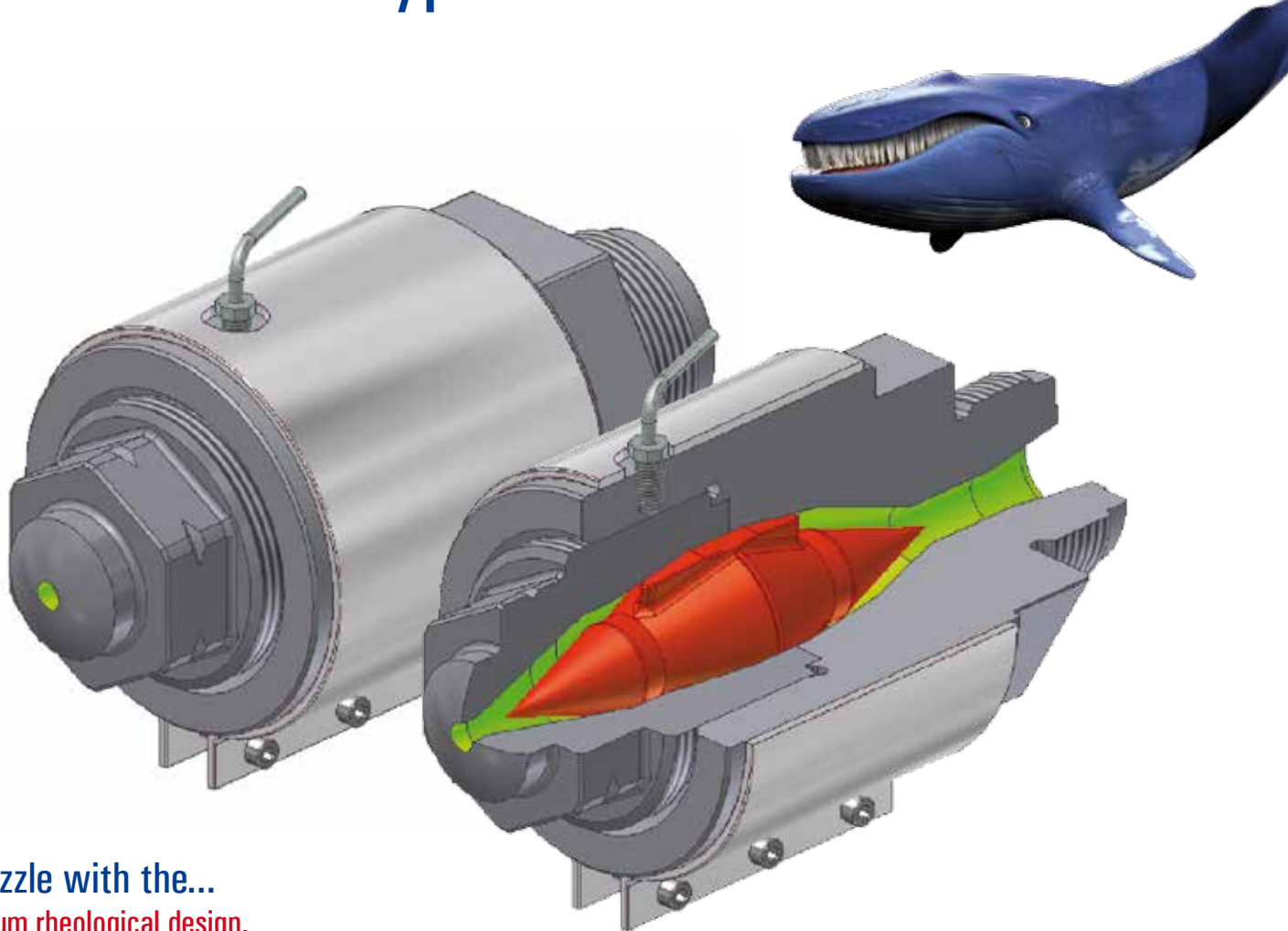


cleaning position



**! Attention, safety warning, screw out only to marked position !**

## OFS-filternozzle type RS



the nozzle with the...  
...optimum rheological design.

for use at:


- extreme shear and friction sensitive plastics
- extreme slow moving materials (low MFI)



**This nozzle is available on request!**



# OFS-hopper magnets




The universal hopper magnets for separation of ferritic contaminants in the plastics granules.

- high process security
- strong magnetic field through anisotropic ceramic magnets
- long life span
- low flow resistance
- minimal bridging
- temperature resistant up to 150 ° C

Datas und standard sizes		type TM-1	type TM-2	type TM-3	type TM-4
Dimensions	mm	230 x 230 x 80	180 x 180 x 80	130 x 130 x 80	90 x 90 x 75

# OFS-needle shut-off nozzle type NV



## Application fields:

The OFS-needle shut-off nozzle is actuated pneumatically or hydraulically by a flanged cylinder. This nozzle can also be controlled by a linkage of the machine. Because the controlled closing of the flow path, shorter cycle times are possible and there are less material loss.

The OFS-needle shut-off nozzle is suitable for all thermoplastic materials. The size of the nozzle depends on the injection rate, the material and the screw diameter.

## Advantages:

1. shorter cycle times.
2. possible dosing during lift of aggregate
3. higher process security at the injection moulding
4. compact and robust construction of the nozzle
5. all parts are exchangeable
6. all spare parts are available
7. easy mounting and disassembly
8. easy handling

### - nozzle sizes:

The OFS-needle shut-off nozzle is available in 3 sizes. For selection, the following data could be used:

**type NVI** → screw diameter up to appr. 35 mm

**type NVII** → screw diameter appr. 30 – 80 mm

**type NVIII** → screw diameter from appr. 70 mm

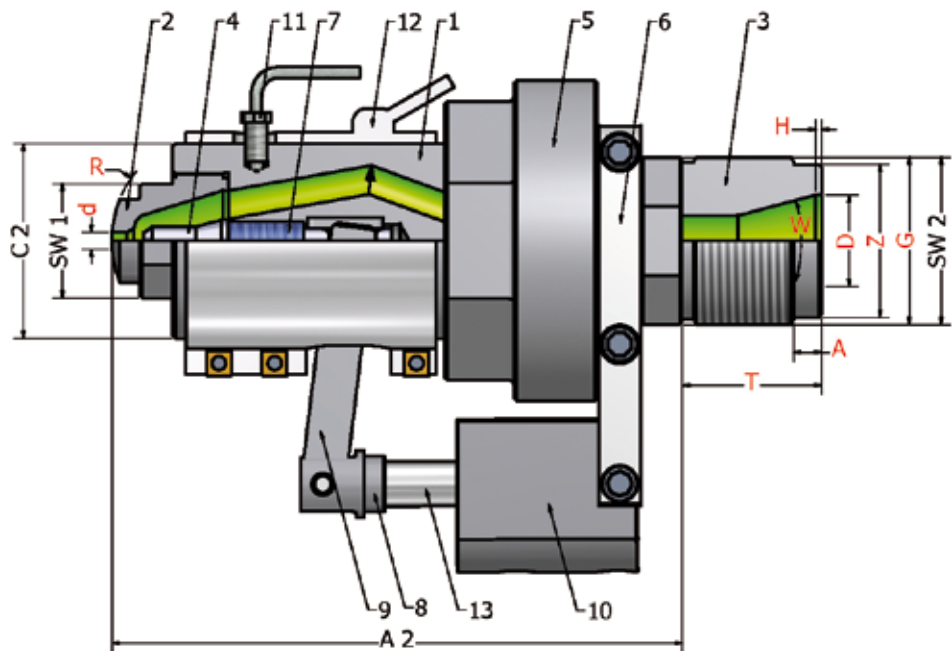
### - features:

- modular design
- nozzle complete with suitable heater and thermocouple
- max. injection pressure up to appr. 2500 bar
- customer specific design
- optimum rheological design

## Dimensions

datas and standard dimensions (mm)		NVI	NVII	NVIII
screw diameter*	mm	up to appr. 35	appr. 30 - 80	from appr. 70
max. injection pressure	bar	2.500	2.500	2.500
length	A2	205	210	225
head diameter	C1	30	30	40
base diameter	C2	60	70	80
head hexagon	SW1	32	41	46
adapter hexagon	SW2	60	60	80

- 1 nozzle base
- 2 nozzlehead
- 3 adapter
- 4 needle
- 5 nut
- 6 cylinder clamp
- 7 needle guide
- 8 lever clamp
- 9 lever
- 10 cylinder
- 11 thermocouple
- 12 heater
- 13 piston



required dimensions (mm)		required informations		
machine thread	G		material (MFI)	
T/ A/ D/ Z/ W°/ H		specify if required	shot weight	gr.
drill	d		melt temperature	C°
radius / surface	R		injection time	sec
			injection pressure (specific)	bar
			machine type	
			screw diameter	mm

### additional options:

- nozzle head with dip nozzle
- nozzle body with internal thread
- with filtration
- with mixing insert
- etc.



# OFS-shut-off nozzle type FV



## OFS-shut-off nozzle type FV:

The OFS-shut-off nozzle is spring operated and is open through the injection-pressure. At a specific pressure of appr. 200 bar, the nozzle is opened and the needle gives the flow canal free.

The OFS-shut-off nozzle is suitable for all thermo-plastic materials. The choice of the nozzle-type depends on the injection rate and the screw diameter.

### - nozzle sizes:

The OFS-shut-off nozzle is available in 3 sizes. For selection, the following data can be used:

**type FVI** → screw diameter up to appr. 20 mm

**type FVII** → screw diameter appr. 18 – 50 mm

**type FVIII** → screw diameter appr. 50 – 100 mm

### - features:

- opening pressure appr. 200 bar
- temperature resistance of the spring up to appr. 350°C / 450°C
- high resistance against abrasion and corrosion
- nozzle complete with suitable heater and thermo-couple

## Advantages:

1. shorter cycle times
2. higher process security at the injection moulding
3. compact and robust construction of the nozzle
4. all parts are exchangeable
5. all spare parts are available
6. easy mounting and disassembly
7. easy handling

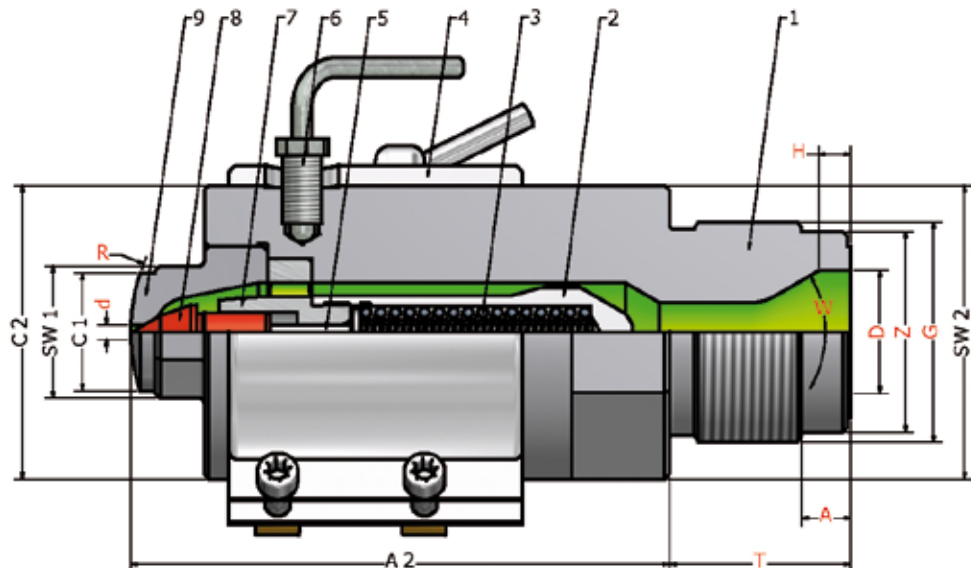


## Dimensions

datas and standard dimensions (mm)		FVI	FVII	FVII slim	FVIII
screw diameter	mm	up to appr. 20	18 - 50	18 - 50	50 - 100
max. injection pressure	bar	2.000	2.000	2.000	2.000
length	A2	85	110	110	145
head diameter	C1	17	24	24	30
base diameter	C2	40	60	45	60
head hexagon	SW1	24	27	27	46
base hexagon	SW2	41	60	46	60

\*at PS

- 1 nozzle base
- 2 spring chamber
- 3 spring
- 4 heater
- 5 thrust pin
- 6 thermocouple
- 7 needle guide
- 8 needle
- 9 nozzlehead



required dimensions (mm)		required informations		
machine thread	G		material (MFI)	
T/ A/ D/ Z/ W°/ H		specify if required	shot weight	gr.
drill	d		melt temperature	C°
radius / surface	R		injection time	sec
			injection pressure (specific)	bar
			machine type	
			screw diameter	mm

### additional options:

- with filtration
- nozzlehead with dip nozzle
- nozzlehead with internal thread
- with mixing insert
- etc.

shut-off unit



# OFS-mixing-nozzle type FMD



## OFS-mixing-nozzles for injection moulding:

For high quality plastic parts, it is necessary to have a thermal homogeneous melt. The regular homogeneity of additives like flame retardant and UV-stabilizer are also a guarantor for high quality plastic parts as colour and thermal mixing. The high blend power of the OFS-mixing-nozzle ensures saving of colour-batches and other additives.

### - static wing-mixer:

The static wing-mixer consists of 4 rustproof elements with specifically arranged wings, in order to mix the cast. Each element is arranged in such a way that by combining several elements a complete mixing system develops.

This system produces the desired homogeneity through continuous swirling of the fusion stream in layers, which are spread over the whole flow diameter.

### - features:

- 4 mixing elements
- completely detachable → simple cleaning
- high mechanical firmness through cast ring system
- available for all machine types
- suitable for nearly all plastic materials
- nozzle complete with suitable heater and thermocouple

## Advantages of the wing-mixer:

1. thermally homogeneous melt
2. uniform melt viscosity also with high regenerate portion
3. closer tolerances, better surface quality of the shaped parts, that means less discarded parts
4. homogeneous colour distribution → streak-free products, reduced colouring material costs
5. amortization by production advantages within a short time
6. self-cleaning, no dead corners

description	Di (mm)	Da (mm)
<b>OFS-FM0</b> static wing-mixer with 3 or 4 elements adequate for screws $\varnothing$ up to 35 mm	8	14
<b>OFS-FMI</b> static wing-mixer with 4 elements adequate for screws $\varnothing$ 30-75 mm	12	20
<b>OFS-FMII</b> static wing-mixer with 4 elements adequate for screws $\varnothing$ 70-130 mm	16	25



← flow direction

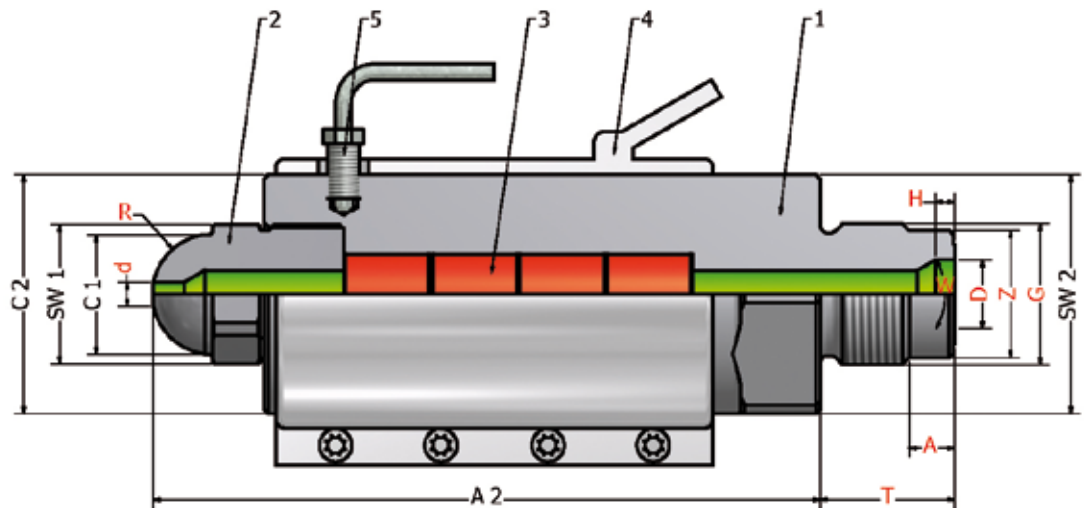
The illustrated mixing experiment demonstrates the excellent mixing characteristics

## Dimensions

datas and standard dimensions (mm)		FMDO	FMDI	FMDII
screw diameter*	mm	bis 35	30 - 75	70 - 130
max. injection pressure	bar	2.000	2.000	2.000
length	A2	122	128 / 148	148 / 168
head diameter	C1	24	30	30
base diameter	C2	45	60	60
head hexagon	SW1	27	32	32
adapter hexagon	SW2	46	60	60

\*at PS

- 1 nozzle base
- 2 nozzlehead
- 3 mixinginsert
- 4 heater
- 5 thermocouple

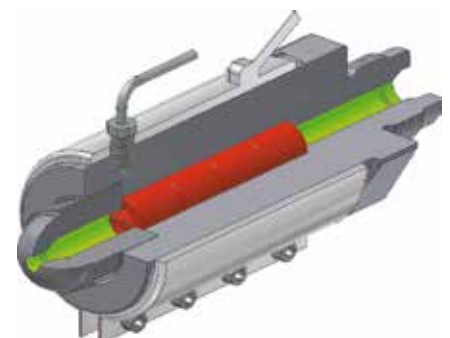


required dimensions (mm)		required informations		
machine thread	G		material (MFI)	
T/A/D/Z/W°/H		specify if required	shot weight	gr.
drill	d		melt temperature	C°
radius/surface	R		injection time	sec
			injection pressure (specific)	bar
			machine type	
			screw diameter	mm

### additional options:

- with shut-off function
- nozzle head with dip nozzle
- nozzle head with internal thread
- nozzle base with needle seat
- etc.

mixing insert





## plastic-leakproof OFS-machine nozzle

**The nozzle for deep and thin  
requirements, with optimum heating**

# plastic-leakproof OFS-machine nozzle



## Optimum production conditions

- optimum heating
- save of raw material
- less maintenance costs
- less production breakdown
- longer machine running time
- short amortization
- absolute plastic leakproof
- no overmoulding of the heaters
- strong design
- modular design

## Application fields:

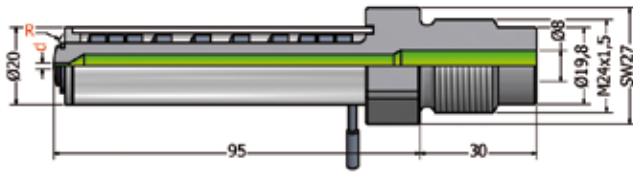
The plastic-leakproof OFS-machine nozzle is especially designed for applications in deep and thin mold dimensions. Because of the high end heaters, the nozzles ensure an optimum temperature and allow especially the processing of technical and high temperature plastic materials.

Because of the protective pipe on the nozzle base, the heater is insulated absolutely plastic leakproof and so there is no production breakdowns caused through damaged heaters. The results are less costs for maintenance, less production breakdowns, longer machine runtimes, ...

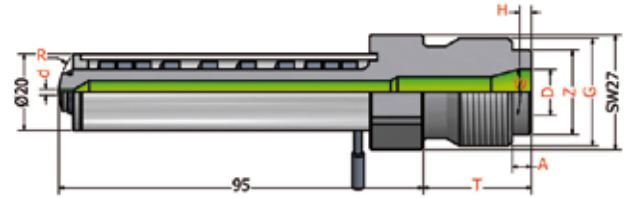
Another application is the saving of raw materials. Because of the thin, long design and the optimum heating, the nozzles allow a deeper sprue bush and so it is possible to reduce the raw material for the sprue (comparable with a hot runner nozzle).

The plastic-leakproof OFS-machine nozzle is available in 4 standard designs. Of course, other dimensions and special designs can be also supplied.

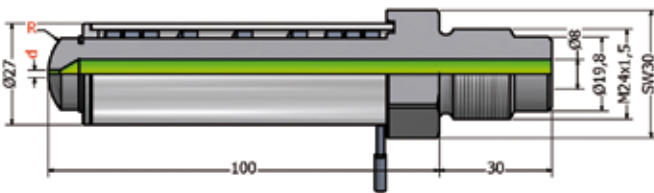
type 0:  standard design



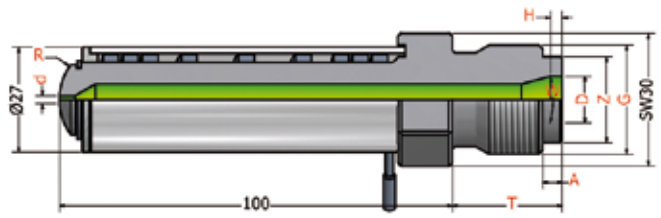
type 0:  as specified\*



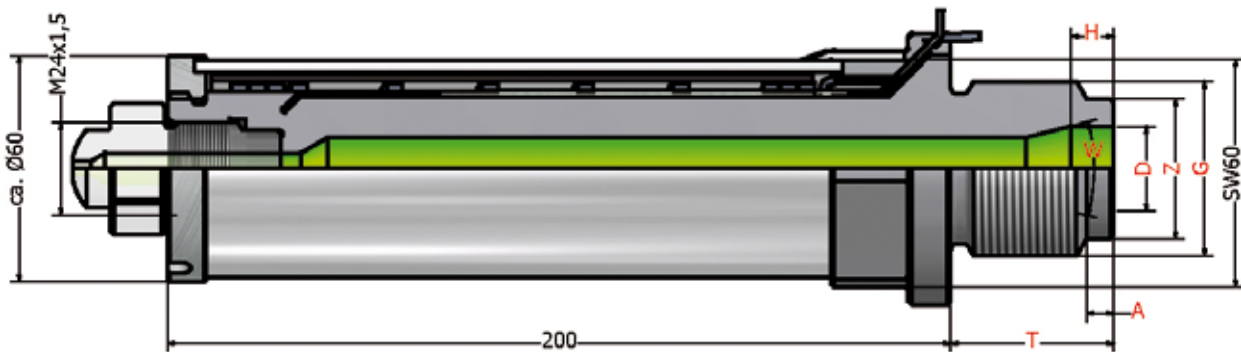
type 1:  standard design



type 1:  as specified\*



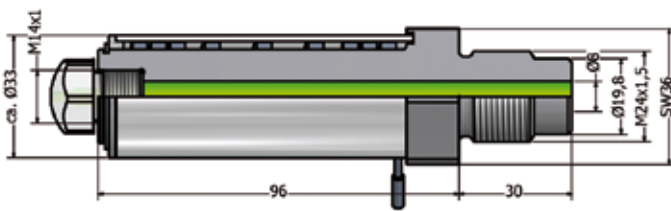
type 2:  as specified\*



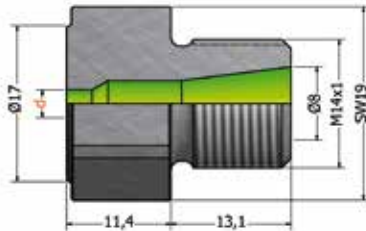
required dimensions (mm)					
machine thread	G		depth connecting diameter	H	
radius/surface	R		connecting diameter	D	
drill	d		fit diameter	Z	
			length fit diameter	A	
			length thread	T	
			connecting angle	W°	

**\*all other designs and measurements are also available  
please contact us to discuss your requirements**

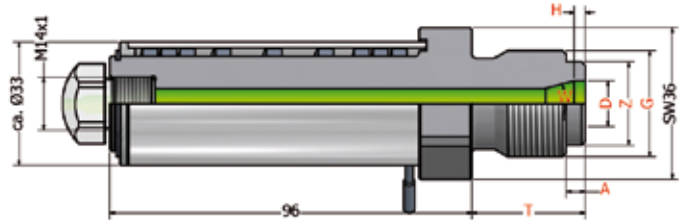
type 1-DS:  standard design



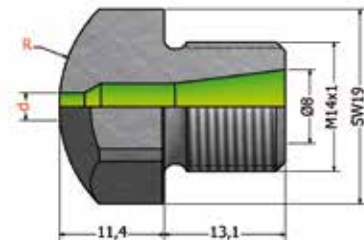
standard design



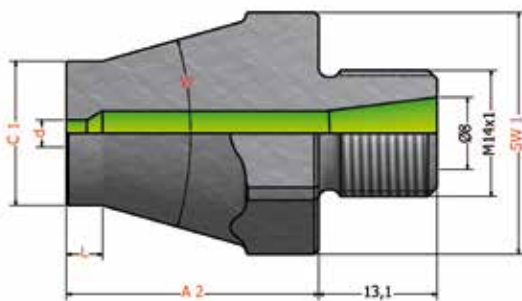
type 1-DS:  as specified\*



standard design



special tip as specified\*



required dimensions (mm)					
machine thread	G		depth connecting diameter	H	
radius/surface	R		connecting diameter	D	
drill	d		fit diameter	Z	
length	L		length fit diameter	A	
length	A2		length thread	T	
dia	C1		connecting angle	W°	

**\*all other designs and measurements are also available  
 please contact us to discuss your requirements**

# OFS-thermal conductive nozzle

- no heater required
- for deep and thin applications
- no production breakdown through damaged heaters
- longer machine running time
- optimum temperature
- strong design
- less maintenance costs
- short amortization

material	thermal conductivity	tensile strength	hardness
A 83 <sup>1</sup>	130 W/mK	1200 - 1300 N/mm <sup>2</sup>	320 - 370 HB
A 95 <sup>1</sup>	250 W/mK	720 - 820 N/mm <sup>2</sup>	230 - 260 HB
tool steel <sup>2</sup>	appr. 20 W/mK	appr. 1200 N/mm <sup>2</sup>	appr. 360 HB (unhardened)

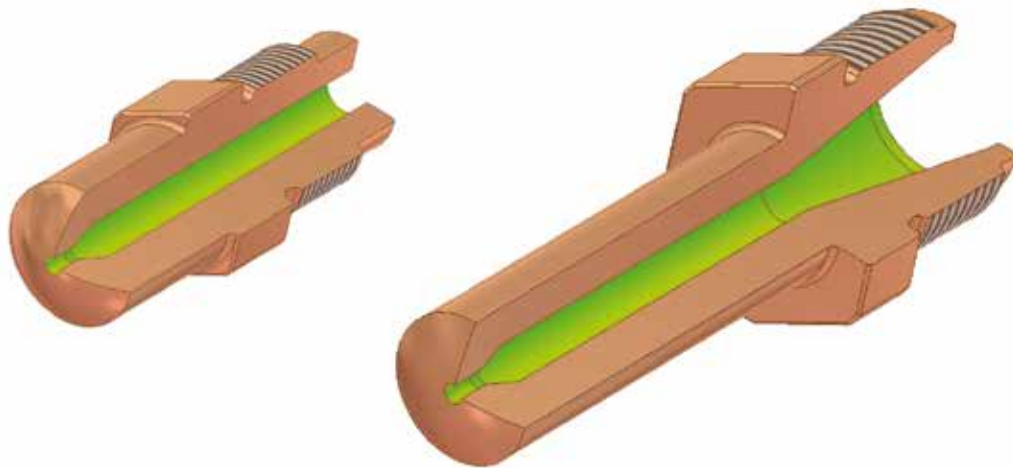
<sup>1</sup>used thermal conductive material

<sup>2</sup>for sample tool steel

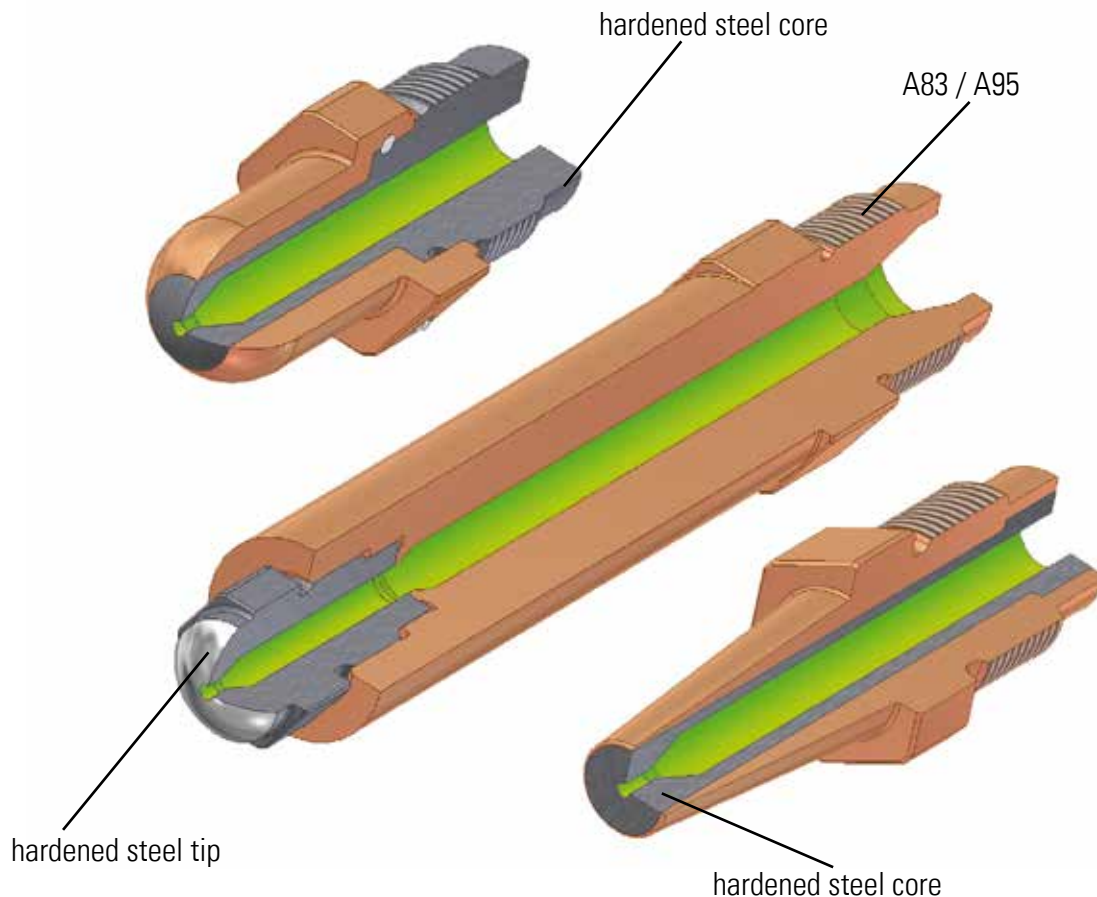


# OFS-thermal conductive nozzle

thermal conductive nozzle from Ampcoloy A83 / A95:



thermal conductive nozzle from Ampcoloy A83 / A95- steel combination:





**OFS-machine nozzles**  
**nozzle tips**  
**adapters**

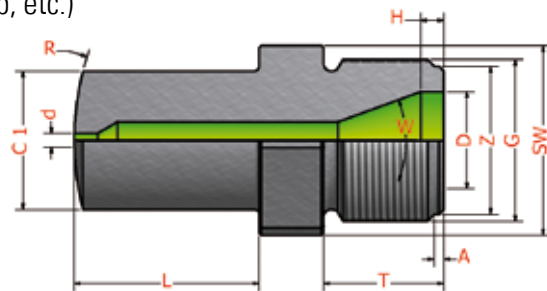
**in standard or special design.**

# OFS-machine nozzles

The machine nozzle is an important connecting element between the plastification unit and the mold. It is very important, that the measurements and the material are correctly selected to suit the processing application, plastic material, the plastification unit and the mold. Otherwise, there could be a lot of interruptions in production and faults on the plastic parts. By using the suitable material and optimum rheological design, the OFS-machine nozzle ensures the best conditions for every injection moulding application. Beside our large stock of standard nozzles, we also deliver specially designed nozzles in a short time and at the best prices.

**machine nozzle** (also with internal thread, clamp, etc.)

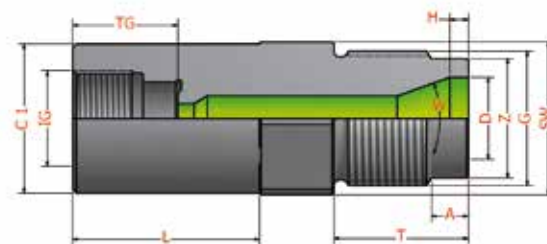
- with heater
- with thermocouple



required dimensions (mm)				
head diameter	C1		depth	H
radius / surface	R		connecting diameter	D
drill	d		fit diameter	Z
length	L		thread	G
hexagon	sw		connecting angle	W°
machine type			length fit diameter	A
screw diameter	mm		length thread	T

**adapter** (also with internal thread, clamp, etc.)

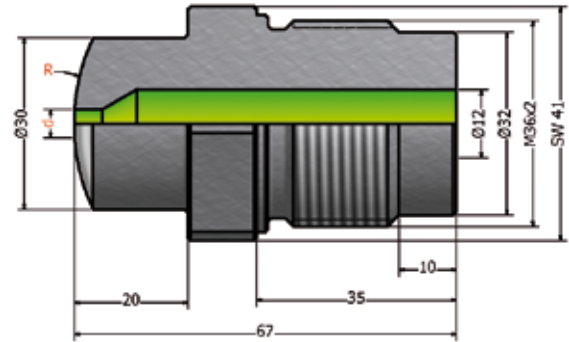
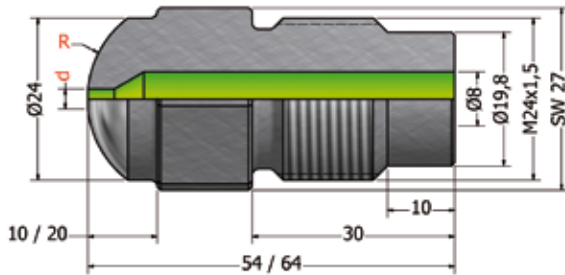
- with heater
- with thermocouple



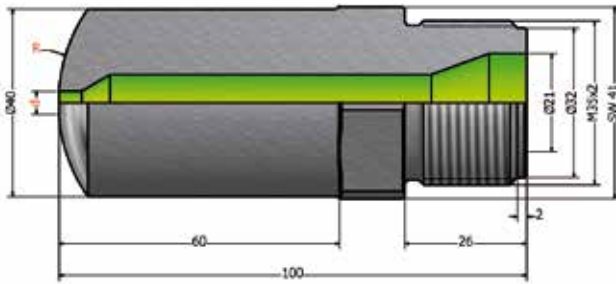
required dimensions (mm)				
head diameter	C1		depth	H
radius / surface	R		connecting diameter	D
drill	d		fit diameter	Z
length	L		thread	G
hexagon	sw		connecting angle	W°
internal thread	IG		depth internal thread	TG
machine type			length fit diameter	A
screw diameter	mm		length thread	T

# OFS-machine nozzles

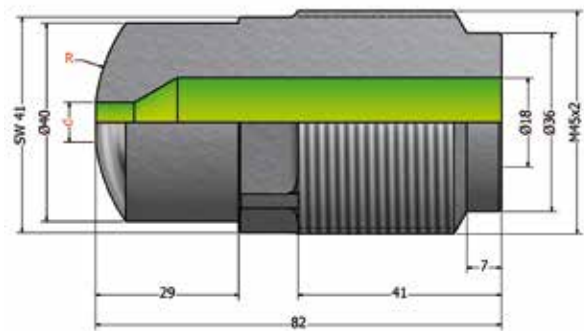
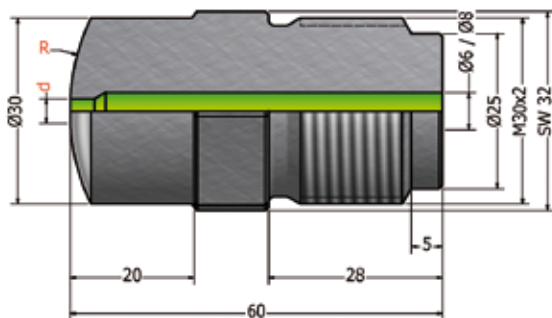
nozzle tips for **Arburg** (other dimensions on request)



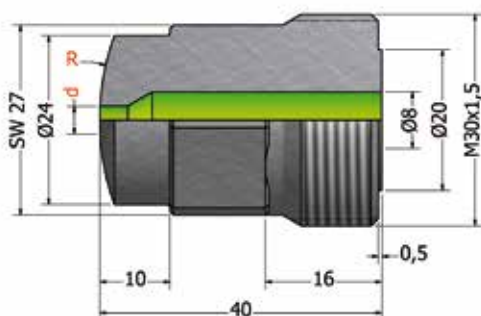
machine nozzle for **Battenfeld** (other dimensions on request)



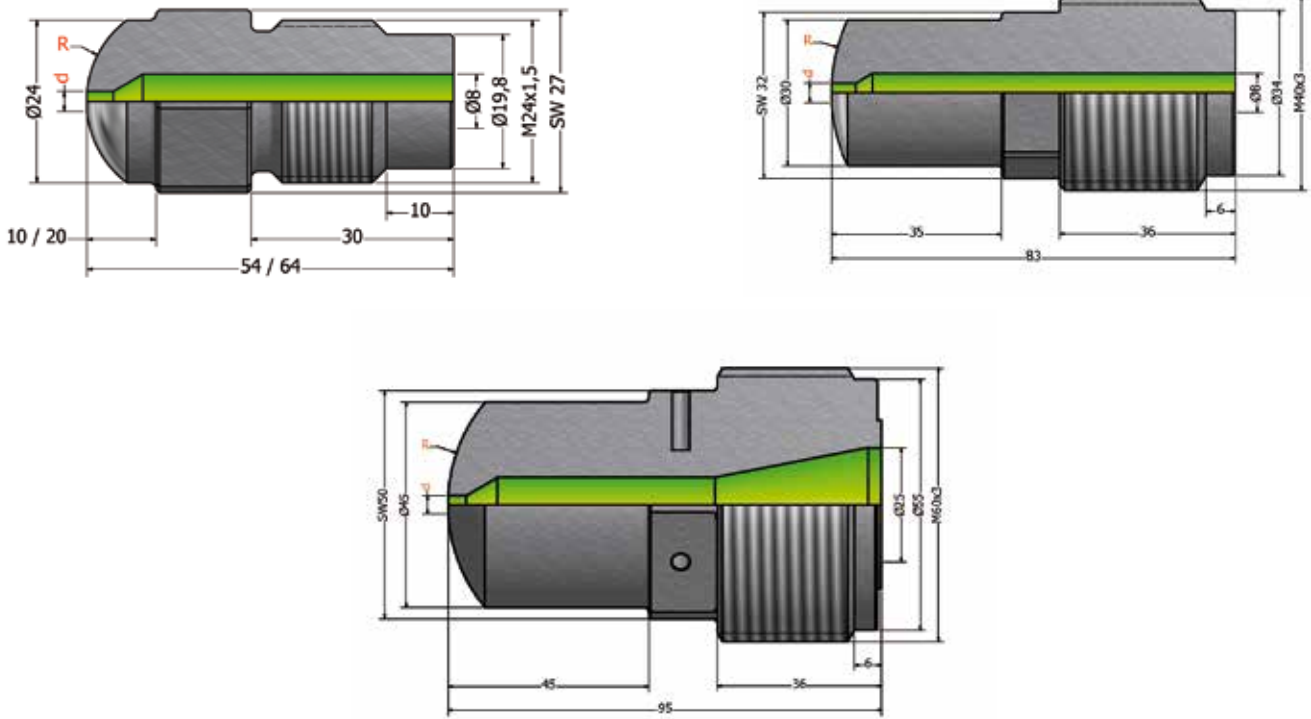
nozzle tip / machine nozzle for **Krauss-Maffei** (other dimensions on request)



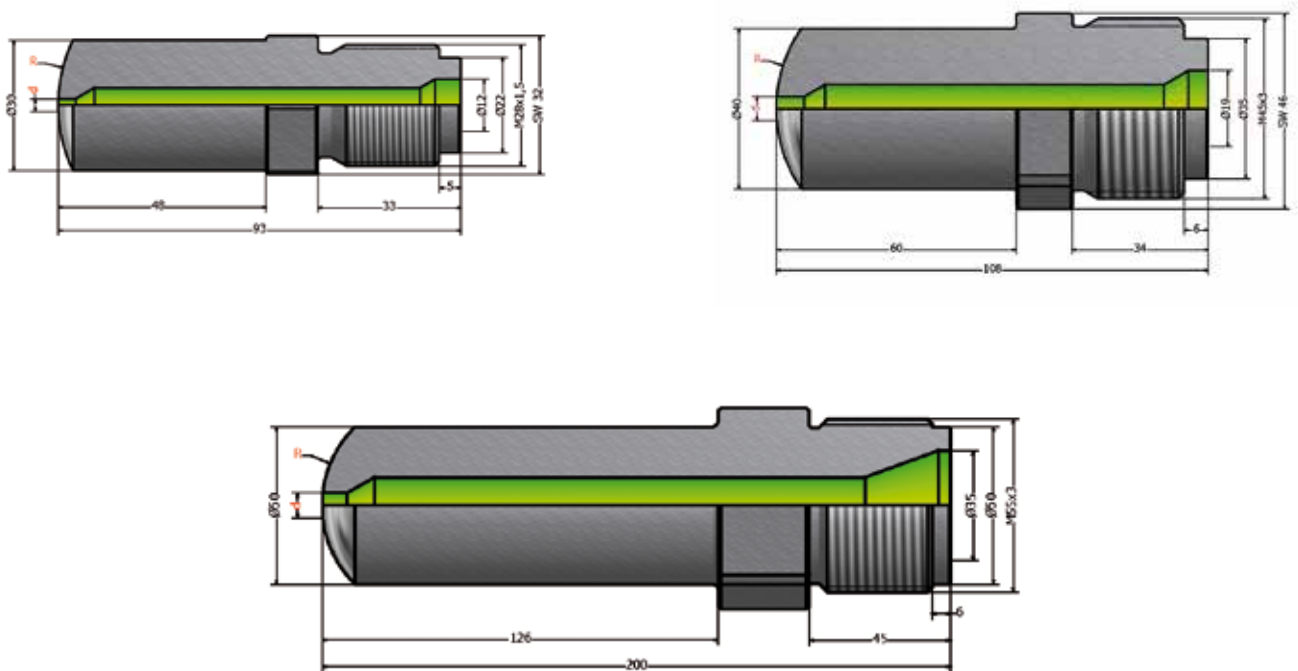
nozzle tip / machine nozzle for **Ferromatik** (other dimensions on request)



**nozzle tip / machine nozzle for Demag** (other dimensions on request)

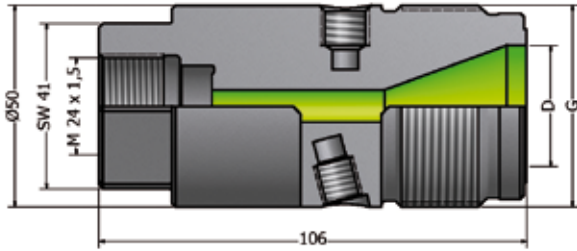


**nozzle tip / machine nozzle for Engel** (other dimensions on request)



# OFS-adapters

adapters for Arburg (other dimensions on request)



**design 1:**

G: M 45 x 2 LH

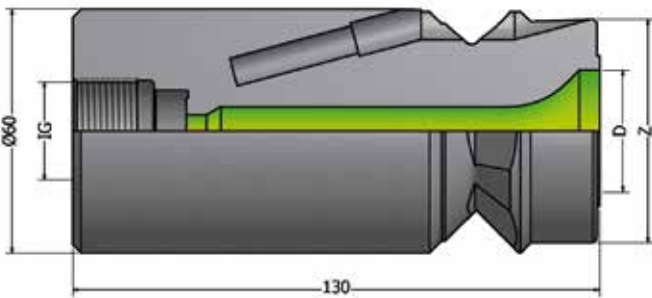
**design 2:**

G: M 50 x 2 LH

**design 3:**

G: M 55 x 2 LH

D as specified



**design 1:**

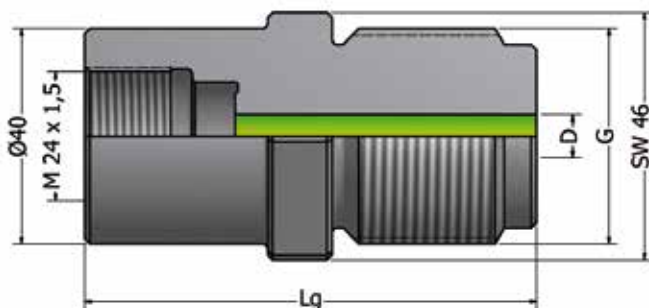
IG: M 24 x 1,5

**design 2:**

IG: M 36 x 2

Z and D as specified

adapters for Demag (other dimensions on request)



**Design 1:**

G: M 40 x 3

LG: 84

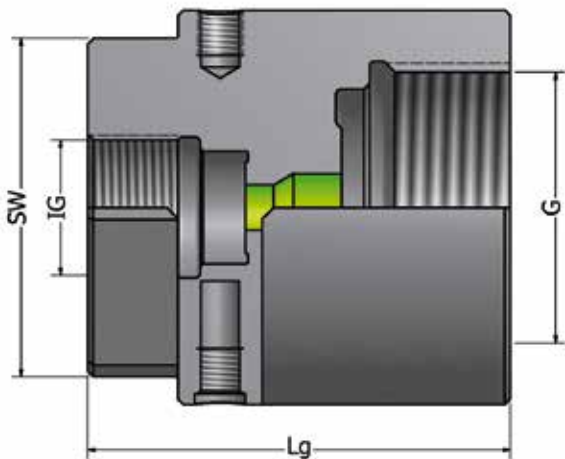
**Design 2:**

G: M 60 x 3

LG: 82

also we deliver other designs of adapters, barrel heads, clamps, etc... or other turned- or milled parts can be delivered in a short time and at the best prices

## adapters for Krauss-Maffei (other dimensions on request)



### design 1:

G: M 48 x 3  
 IG: M 24 x 1,5 / M 30 x 2  
 LG: 75

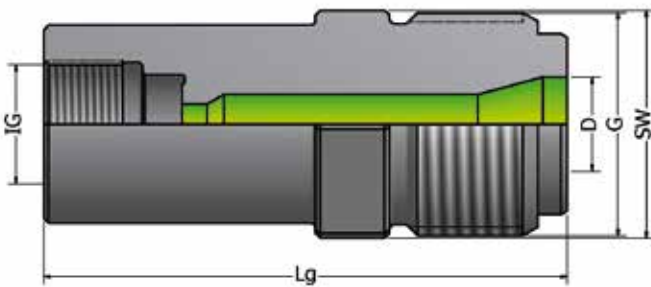
### design 2:

G: M 70 x 3  
 IG: M 24 x 1,5 / M 45 x 2  
 LG: 110

### design 3:

G: M 75 x 3  
 IG: M 24 x 1,5 / M 45 x 2  
 LG: 110

## adapters for Engel (other dimensions on request)



### design 1:

G: M 28 x 1,5  
 IG: M 24 x 1,5  
 LG: 105

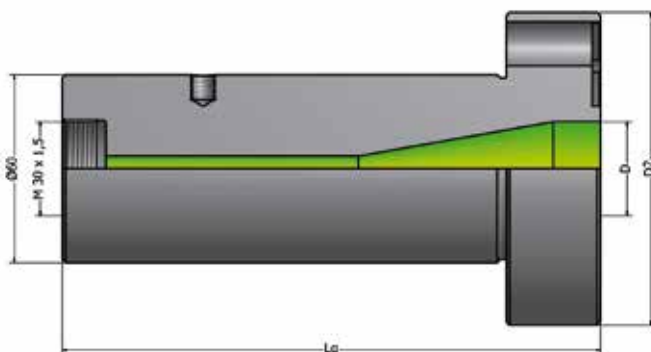
### design 2:

G: M 45 x 3  
 IG: M 24 x 1,5 / M 28 x 1,5  
 LG: 106

### design 3:

G: M 55 x 3  
 IG: M 24 x 1,5 / M 28 x 1,5  
 LG: 180

## adapter/barrel head for Ferromatik (other dimensions on request)



LG, D and D2 as specified

visit our website

[www.ofs-filtersysteme.de](http://www.ofs-filtersysteme.de)



# Odenwälder Filtersysteme GmbH

your partner for filter-, mixing- and  
shut-off nozzles

for any questions, please do not hesitate to contact us

**Odenwälder Filtersysteme GmbH**

Industriegebiet III

Im Krötenteich 3a

74722 Buchen (Odenwald)

Postfach 13 12

phone: +49 6281 / 404 – 393

fax: +49 6281 / 404 – 391

E-mail: [DoersamM@okw.com](mailto:DoersamM@okw.com)